

## Constant Contact Survey Results






**Survey Name:** Waterslide Survey

**Response Status:** Partial & Completed

**Filter:** None

10/30/2015 11:26 AM EST

**\* What did you think of the waterslide idea? Did you support it? (please also let us know if you are a resident of the section of Cedar Street that would have been closed)**

Answer	0%	100%	Number of Response(s)	Response Ratio
I am a resident of the affected section of Cedar Street and I DO support it			3	4.1 %
I am a resident of the affected section of Cedar Street and I DO NOT support it			1	1.3 %
I am NOT a resident of the affected section of Cedar Street and I DO support it			61	83.5 %
I am NOT a resident of the affected section of Cedar Street and I DO NOT support it			7	9.5 %
No Response(s)			1	1.3 %
<b>Totals</b>			<b>73</b>	<b>100%</b>




**If you supported it and would have liked to come to the waterslide event, how many members of your family/household (in total) would have taken part in the event?**

Answer	0%	100%	Number of Response(s)	Response Ratio
1			5	6.8 %
2			18	24.6 %
3			8	10.9 %
4			18	24.6 %
5 or more			17	23.2 %
No Response(s)			7	9.5 %
<b>Totals</b>			<b>73</b>	<b>100%</b>

**If you do NOT live in the 4178 postcode, what is the postcode where you live?**

25 Response(s)

If you are disappointed the giant waterslide is not coming to Wynnum, would you be prepared to come along to a photoshoot of 'unhappy campers' in Cedar Street at some point? (and maybe we'll get a decent crowd!)

Answer	0%	100%	Number of Response(s)	Response Ratio
Yes			30	41.0 %
No			37	50.6 %
No Response(s)			6	8.2 %
<b>Totals</b>			<b>73</b>	<b>100%</b>

Do you have any other thoughts or comments on the waterslide idea?

33 Response(s)